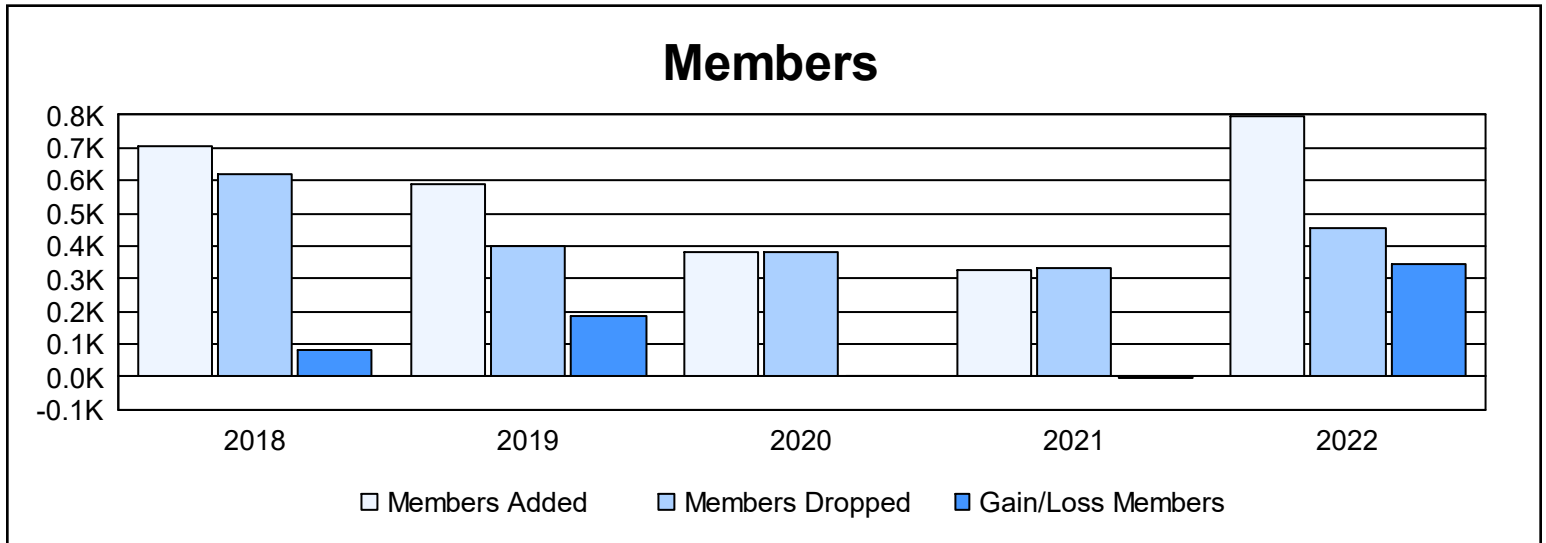
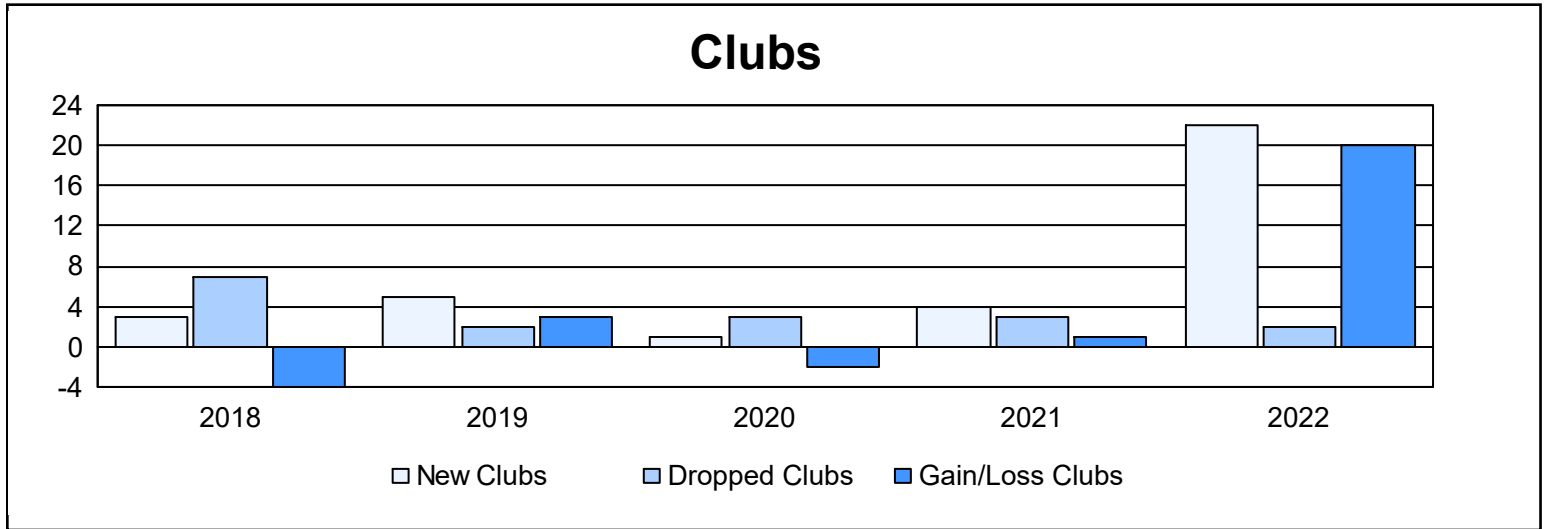
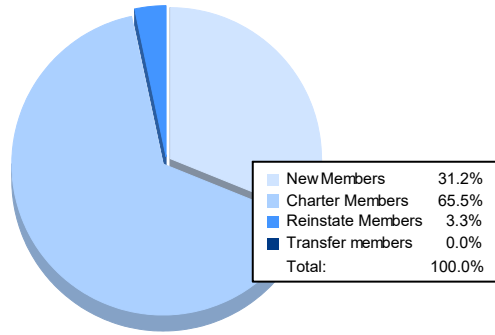


| Year | New Clubs | Dropped Clubs | Gain/ Loss Clubs | New Members | Charter Members | Reinstate Members | Transfer Members | Total Member Added | Total Members Dropped | Gain/ Loss Members |
|----------------|-----------|---------------|------------------|-------------|-----------------|-------------------|------------------|--------------------|-----------------------|--------------------|
| 2017-2018 | 3 | 7 | -4 | 477 | 212 | 9 | 4 | 702 | 618 | 84 |
| 2018-2019 | 5 | 2 | 3 | 383 | 125 | 75 | 3 | 586 | 397 | 189 |
| 2019-2020 | 1 | 3 | -2 | 329 | 21 | 17 | 15 | 382 | 381 | 1 |
| 2020-2021 | 4 | 3 | 1 | 224 | 96 | 4 | 4 | 328 | 333 | -5 |
| 2021-2022 | 22 | 2 | 20 | 248 | 521 | 26 | 0 | 795 | 453 | 342 |
| Average | 7 | 3 | 4 | 332 | 195 | 26 | 5 | 559 | 436 | 122 |



Membership Composition June 2022 Cumulative



Gender Composition June 2022 Cumulative

